

Scaled data based on original data using
LM-79-08 Approved Method: Electrical and Photometric Measurements of Solid-
State Lighting Products

Test Report Prepared for
Cooper Lighting Solutions
(formerly Eaton)

Brand: INVUE

Report Number: P141239

Luminaire Tested: **ECM-E03-LED-E1-SL4-7030**

Issue Date: 03/03/2020

Test Information

Test Method: LM-79-08
Report Number: P141239
REPORT IS SCALED FROM IESNA LM-79-08 TEST DATA (P33692)
Test Lab: INNOVATION CENTER-P3
Issue Date: 03/03/2020
Manufacturer: COOPER LIGHTING SOLUTIONS (FORMERLY EATON)
Product Line: INVUE
Catalog Number: ECM-E03-LED-E1-SL4-7030
Description: EPIC CLASSICAL MEDIUM DECORATIVE LED LUMINAIRE
(3) LIGHTBARS WITH AccuLED OPTICS - TYPE 4 W/ SPILL LIGHT CONTROL
Light Source: (63) 3000K CCT, 70 CRI LEDs
Ballast/Driver: -

Summary

Lumens per Lamp: N/A
Luminaire Lumens: 7736.5 lumens
Efficiency: N/A
Efficacy: 102.9 lumens/watt
Luminous Opening: Rectangular (W 0.5' x L: 1' x H: 0')
IES Classification: Type IV - Short - Semi-Cutoff
BUG Rating: B1 - U0 - G2

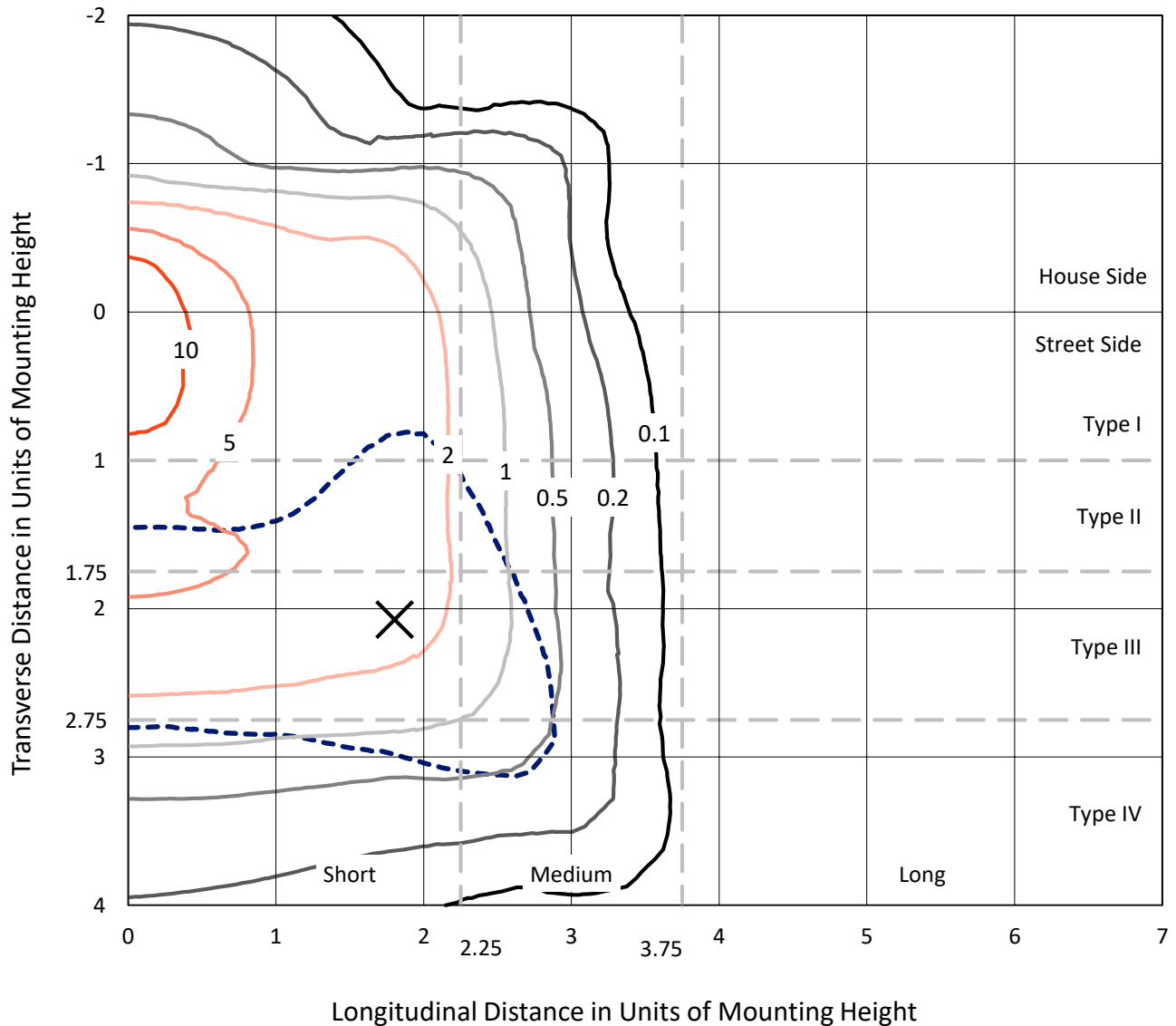
Input Watts (W): 75.2
Input Voltage (V): NR
Input Current (Ain): NR
Voltage Rise (V): NR
Power Factor: NR
Total Harmonic Distortion (THDi): NR
Frequency (hertz): 60
Stabilization Time: NR
Operation Time: NR
Ambient Temperature (°C): NR
Test Distance: 25 FT



REPORT NUMBER: P141239
 CATALOG NUMBER: ECM-E03-LED-E1-SL4-7030

Iso-Footcandle Lines of Horizontal Illumination

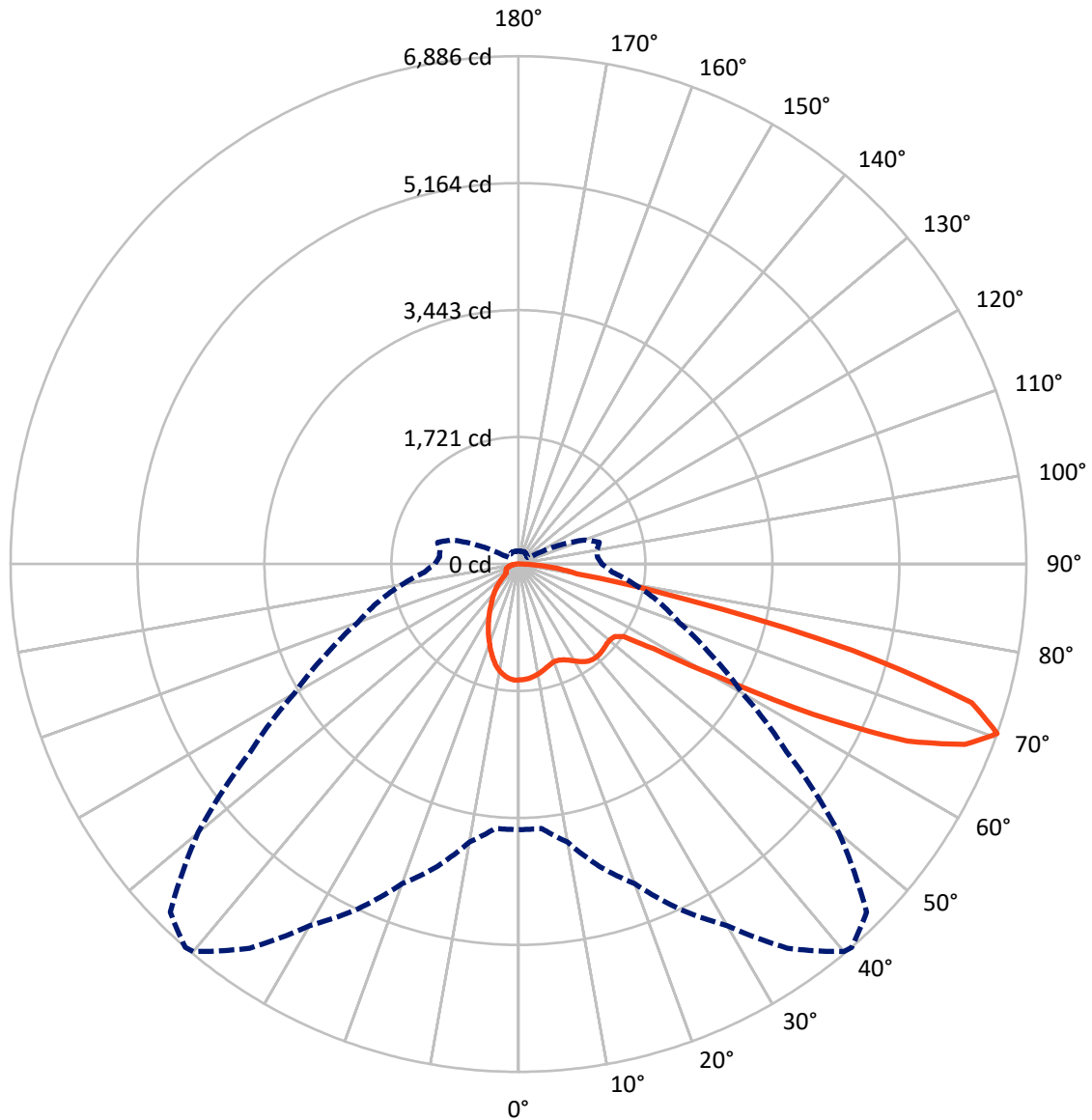
✕ Max cd
 - - - 1/2 Max cd



Based on 10 foot mounting height. Maximum calculated value = 15.7 fc
 Type IV - Short - Semi-Cutoff

REPORT NUMBER: P141239
CATALOG NUMBER: ECM-E03-LED-E1-SL4-7030

Luminous Intensity Polar Plot



— Vertical Plane Through 41-Deg Lateral - - - Horizontal Cone Through 70-Deg Vertical

REPORT NUMBER: P141239

CATALOG NUMBER: ECM-E03-LED-E1-SL4-7030

FLUX DISTRIBUTION:

		Downward	Upward	Total
House Side	Lumens	1659.9	0.0	1659.9
	% Fixture	21.5	0.0	21.5
Street Side	Lumens	6076.6	0.0	6076.6
	% Fixture	78.5	0.0	78.5
Total	Lumens	7736.5	0.0	7736.5
	% Fixture	100.0	0.0	100.0

Coefficient of Utilization

ZONAL LUMENS:

Zone	Lumens	% Fixture
0°-10°	146.3	1.9
10°-20°	392.1	5.1
20°-30°	566.8	7.3
30°-40°	721.4	9.3
40°-50°	850.2	11.0
50°-60°	1300.8	16.8
60°-70°	2417.7	31.3
70°-80°	1166.9	15.1
80°-90°	174.3	2.3
90°-100°	0.0	0.0
100°-110°	0.0	0.0
110°-120°	0.0	0.0
120°-130°	0.0	0.0
130°-140°	0.0	0.0
140°-150°	0.0	0.0
150°-160°	0.0	0.0
160°-170°	0.0	0.0
170°-180°	0.0	0.0
0°-90°	7736.5	100.0
0°-180°	7736.5	100.0



REPORT NUMBER: P141239

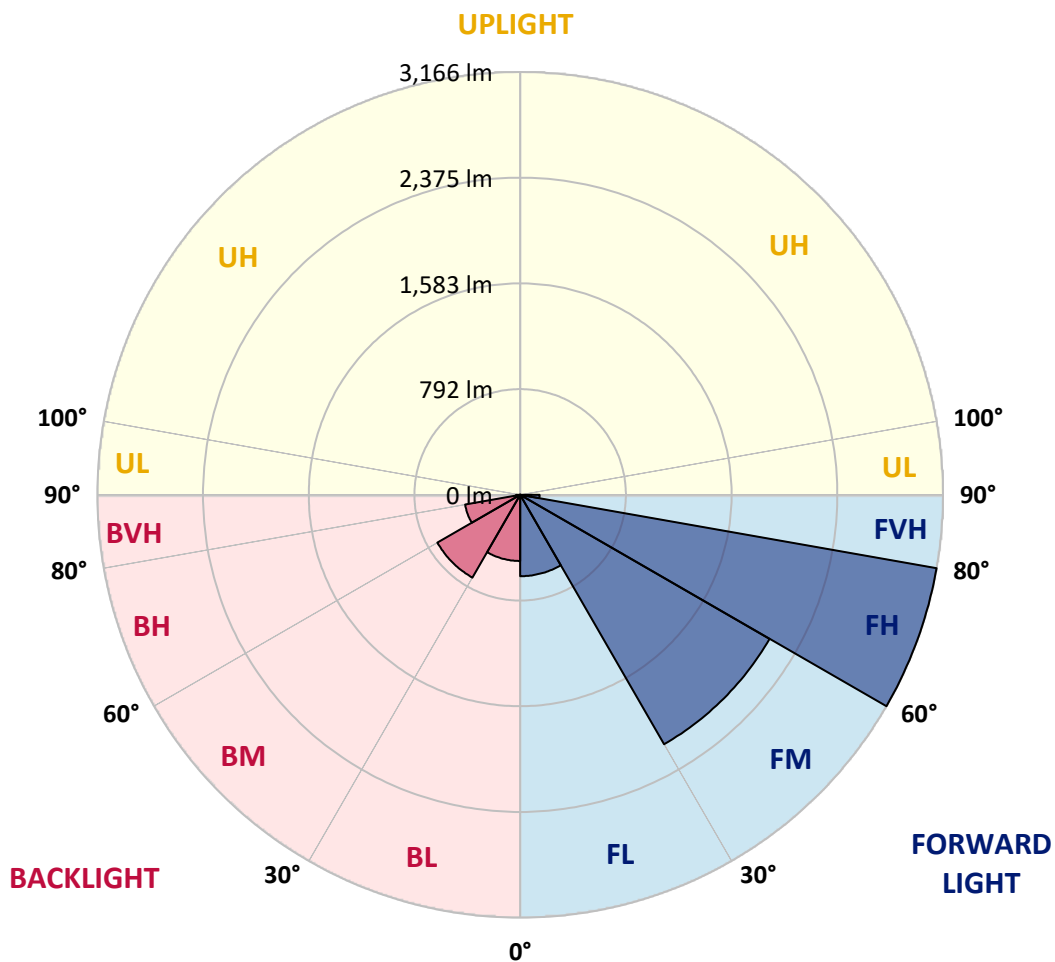
CATALOG NUMBER: ECM-E03-LED-E1-SL4-7030

LUMINAIRE CLASSIFICATION SYSTEM LUMEN TABLE AND BUG RATING:

Zone	Lumens	% Fixture	Zone Rating/Lumen Limit		
			B	U	G
FL (0°-30°)	609.3	7.9			
FM (30°-60°)	2156.3	27.9			
FH (60°-80°)	3166.1	40.9			G2/5000
FVH (80°-90°)	144.9	1.9			G2/225
BL (0°-30°)	495.8	6.4	B1/500		
BM (30°-60°)	716.1	9.3	B1/1000		
BH (60°-80°)	418.5	5.4	B1/500		G1/500
BVH (80°-90°)	29.4	0.4			G1/100
UL (90°-100°)	0.0	0.0		U0/0	
UH (100°-180°)	0.0	0.0		U0/0	

BUG Rating: B1-U0-G2

Type IV Short





REPORT NUMBER: P141239

CATALOG NUMBER: ECM-E03-LED-E1-SL4-7030

CANDELA DISTRIBUTION (FULL):

	0°	5°	10°	15°	20°	25°	30°	35°	40°	41°	45°
0°	1571.9	1571.9	1571.9	1571.9	1571.9	1571.9	1571.9	1571.9	1571.9	1571.9	1571.9
2.5°	1571.9	1573.7	1572.8	1571.0	1569.1	1570.0	1569.1	1568.2	1568.2	1567.3	1566.4
5°	1564.6	1568.2	1565.5	1563.7	1560.9	1560.9	1560.0	1558.2	1556.3	1555.4	1553.6
7.5°	1549.0	1552.7	1550.9	1549.0	1546.3	1544.5	1540.8	1539.0	1537.2	1536.3	1533.5
10°	1528.0	1529.9	1528.0	1524.4	1522.6	1521.6	1519.8	1516.2	1512.5	1510.7	1507.9
12.5°	1500.6	1501.5	1499.7	1497.9	1495.2	1495.2	1492.4	1489.7	1484.2	1482.4	1476.0
15°	1476.9	1474.1	1472.3	1471.4	1470.5	1465.9	1466.8	1462.3	1453.1	1450.4	1443.1
17.5°	1470.5	1467.8	1466.8	1464.1	1462.3	1456.8	1451.3	1442.2	1426.7	1423.9	1413.0
20°	1488.8	1488.8	1486.0	1484.2	1481.5	1471.4	1459.5	1442.2	1413.9	1407.5	1393.8
22.5°	1532.6	1528.0	1526.2	1526.2	1525.3	1510.7	1488.8	1461.4	1423.9	1415.7	1391.9
25°	1601.1	1592.9	1595.6	1594.7	1592.9	1571.9	1539.9	1500.6	1449.5	1438.5	1407.5
27.5°	1682.4	1684.2	1683.3	1679.7	1674.2	1651.3	1605.7	1552.7	1488.8	1477.8	1437.6
30°	1767.3	1769.2	1774.6	1771.9	1768.2	1733.5	1676.9	1619.4	1541.7	1527.1	1477.8
32.5°	1866.0	1872.4	1876.9	1877.8	1863.2	1815.7	1749.1	1676.0	1593.8	1579.2	1518.0
35°	1980.1	1976.5	1984.7	1981.1	1955.5	1890.6	1808.4	1721.7	1637.6	1618.5	1552.7
37.5°	2095.2	2099.8	2091.6	2076.0	2035.9	1950.9	1849.5	1751.8	1658.6	1640.4	1571.9
40°	2206.7	2203.9	2184.7	2158.2	2098.0	1989.3	1872.4	1765.5	1666.0	1646.8	1576.4
42.5°	2289.8	2282.5	2253.2	2210.3	2132.7	2007.5	1878.8	1765.5	1661.4	1641.3	1570.0
45°	2326.3	2319.0	2290.7	2235.9	2143.6	2003.9	1867.8	1750.0	1645.9	1628.5	1557.3
47.5°	2326.3	2323.6	2292.5	2239.5	2140.9	1993.8	1851.4	1730.8	1630.3	1613.0	1546.3
50°	2308.0	2306.2	2278.8	2226.7	2131.8	1988.4	1846.8	1727.1	1629.4	1612.1	1550.9
52.5°	2369.2	2357.4	2329.0	2268.8	2165.6	2011.2	1869.6	1745.4	1651.3	1634.0	1571.0
55°	3113.6	3103.6	2960.2	2708.1	2444.1	2203.0	1996.6	1854.1	1759.1	1732.6	1687.0
57.5°	4317.4	4302.8	4155.7	3926.5	3472.6	2956.5	2551.9	2314.4	2181.1	2161.9	2134.5
60°	4806.0	4800.6	4738.5	4645.3	4473.6	4206.9	3830.6	3436.0	3129.1	3079.8	3083.5
62.5°	5086.4	5072.7	5042.6	5019.8	4961.3	4852.6	4782.3	4671.8	4522.9	4489.1	4275.4
65°	5243.5	5241.7	5258.2	5277.3	5273.7	5306.6	5342.2	5553.2	5800.7	5789.7	5564.1
67.5°	5009.7	5025.3	5111.1	5242.6	5380.5	5526.7	5798.9	6221.7	6527.7	6527.7	6329.5
70°	3601.3	3598.6	3826.9	4243.4	4614.2	5160.4	5661.9	6358.7	6859.3	6885.7	6675.7
72.5°	2158.2	2208.5	2349.1	2538.2	2853.3	3514.6	4447.1	5699.3	6398.0	6426.3	6175.2
75°	1516.2	1478.7	1473.2	1484.2	1538.1	1700.7	2214.0	3498.1	4638.0	4681.8	4438.9
77.5°	970.0	961.8	965.4	977.3	980.0	995.6	1020.2	1199.2	2150.0	2360.1	2349.1
80°	836.6	833.9	834.8	821.1	794.6	784.6	815.6	791.0	768.1	800.1	756.3
82.5°	560.8	570.8	587.3	609.2	662.2	680.4	670.4	665.8	593.7	577.2	512.4
85°	415.6	410.1	416.5	416.5	402.8	389.1	399.1	389.1	344.3	322.4	285.0
87.5°	224.7	225.6	243.9	251.2	250.3	213.7	176.3	152.5	137.9	127.9	107.8
90°	0.0	0.0	0.0	0.0	0.0	0.0	0.0	0.0	0.0	0.0	0.0



REPORT NUMBER: P141239

CATALOG NUMBER: ECM-E03-LED-E1-SL4-7030

CANDELA DISTRIBUTION (continued):

	50°	55°	60°	65°	70°	75°	80°	85°	90°	95°	100°
0°	1571.9	1571.9	1571.9	1571.9	1571.9	1571.9	1571.9	1571.9	1571.9	1571.9	1571.9
2.5°	1567.3	1564.6	1565.5	1565.5	1564.6	1566.4	1563.7	1562.7	1563.7	1563.7	1563.7
5°	1551.8	1548.1	1548.1	1547.2	1545.4	1545.4	1541.7	1540.8	1539.0	1541.7	1539.9
7.5°	1529.9	1524.4	1519.8	1516.2	1514.3	1511.6	1507.0	1505.2	1503.4	1502.5	1500.6
10°	1503.4	1497.0	1487.8	1480.5	1476.9	1469.6	1464.1	1456.8	1456.8	1453.1	1449.5
12.5°	1471.4	1462.3	1453.1	1443.1	1436.7	1426.7	1417.5	1409.3	1402.9	1394.7	1389.2
15°	1439.4	1425.7	1415.7	1405.6	1393.8	1380.1	1369.1	1356.3	1344.5	1331.7	1328.0
17.5°	1404.7	1393.8	1384.6	1372.8	1360.0	1343.5	1328.9	1307.9	1293.3	1277.8	1265.9
20°	1381.9	1369.1	1359.1	1348.1	1334.4	1315.2	1296.0	1272.3	1250.4	1227.5	1210.2
22.5°	1370.0	1349.0	1339.9	1329.8	1316.1	1295.1	1273.2	1244.0	1216.6	1186.4	1159.0
25°	1374.6	1346.3	1328.0	1317.1	1305.2	1284.2	1255.9	1223.0	1191.9	1153.6	1122.5
27.5°	1394.7	1356.3	1328.0	1309.7	1297.0	1275.0	1245.8	1208.4	1170.9	1130.7	1093.3
30°	1421.2	1372.8	1336.2	1309.7	1290.6	1266.8	1234.8	1194.7	1153.6	1108.8	1065.9
32.5°	1451.3	1391.9	1348.1	1311.6	1280.5	1250.4	1217.5	1175.5	1132.6	1085.1	1043.0
35°	1475.1	1406.6	1356.3	1307.9	1266.8	1229.4	1191.0	1151.7	1108.8	1064.1	1019.3
37.5°	1488.8	1415.7	1356.3	1295.1	1244.9	1205.6	1165.4	1127.1	1086.0	1042.1	1002.9
40°	1494.2	1419.3	1350.8	1280.5	1222.1	1177.3	1139.9	1100.6	1064.1	1025.7	991.0
42.5°	1491.5	1416.6	1343.5	1266.8	1203.8	1155.4	1114.3	1077.8	1047.6	1015.6	986.4
45°	1480.5	1407.5	1336.2	1260.4	1197.4	1148.1	1106.1	1071.4	1043.0	1013.8	991.0
47.5°	1471.4	1403.8	1340.8	1276.0	1215.7	1165.4	1119.8	1081.4	1057.7	1034.8	1020.2
50°	1478.7	1413.9	1350.8	1289.7	1231.2	1180.0	1133.5	1097.8	1084.1	1080.5	1075.9
52.5°	1498.8	1434.9	1381.9	1339.0	1312.5	1293.3	1245.8	1237.6	1225.7	1219.3	1203.8
55°	1629.4	1602.9	1650.4	1702.5	1711.6	1769.2	1792.0	1793.8	1773.7	1702.5	1536.3
57.5°	2161.0	2226.7	2246.8	2367.4	2400.3	2374.7	2340.0	2338.2	2276.1	2182.0	1940.0
60°	3110.9	3076.2	3033.2	2954.7	2880.7	2801.2	2691.6	2607.6	2528.2	2383.8	2129.0
62.5°	4104.6	3802.3	3582.2	3356.6	3173.9	3014.1	2855.1	2720.0	2591.2	2391.2	2118.1
65°	4966.8	4351.2	3904.6	3565.7	3282.6	3048.8	2837.8	2653.3	2490.7	2240.4	1963.7
67.5°	5527.6	4642.6	3974.9	3468.9	3068.9	2771.1	2460.6	2169.2	2009.4	1807.5	1666.9
70°	5671.0	4437.1	3505.4	2857.0	2318.1	1962.8	1596.5	1278.7	1131.6	1075.0	1079.6
72.5°	5115.7	3507.3	2485.2	1817.6	1423.0	1128.0	917.0	705.1	550.8	462.2	451.2
75°	3341.9	1951.8	1180.0	822.0	654.0	520.6	410.1	345.2	297.8	240.2	200.9
77.5°	1263.2	743.5	529.7	432.0	319.7	222.9	173.5	146.1	134.3	130.6	117.8
80°	647.6	516.0	369.0	243.0	169.9	136.1	114.2	96.8	89.5	85.9	87.7
82.5°	436.6	325.2	203.7	146.1	117.8	101.4	80.4	67.6	60.3	59.4	63.9
85°	243.0	162.6	118.7	98.6	86.8	75.8	61.2	50.2	46.6	49.3	57.5
87.5°	75.8	74.9	53.9	43.8	45.7	39.3	29.2	21.9	21.9	28.3	40.2
90°	0.0	0.0	0.0	0.0	0.0	0.0	0.0	0.0	0.0	0.0	0.0



REPORT NUMBER: P141239

CATALOG NUMBER: ECM-E03-LED-E1-SL4-7030

CANDELA DISTRIBUTION (continued):

	105°	110°	115°	120°	125°	130°	135°	140°	145°	150°	155°
0°	1571.9	1571.9	1571.9	1571.9	1571.9	1571.9	1571.9	1571.9	1571.9	1571.9	1571.9
2.5°	1563.7	1565.5	1569.1	1566.4	1567.3	1568.2	1571.0	1574.6	1571.9	1570.0	1575.5
5°	1541.7	1541.7	1546.3	1544.5	1548.1	1551.8	1553.6	1560.0	1558.2	1556.3	1563.7
7.5°	1501.5	1502.5	1508.9	1507.0	1514.3	1515.2	1522.6	1528.0	1528.0	1531.7	1538.1
10°	1450.4	1450.4	1455.9	1456.8	1461.4	1465.0	1473.2	1483.3	1485.1	1491.5	1500.6
12.5°	1392.9	1391.0	1395.6	1395.6	1399.3	1403.8	1413.0	1424.8	1426.7	1436.7	1448.6
15°	1321.6	1318.9	1317.1	1318.9	1320.7	1321.6	1335.3	1347.2	1354.5	1365.5	1377.3
17.5°	1253.1	1243.1	1238.5	1238.5	1239.4	1239.4	1244.9	1258.6	1268.6	1286.0	1303.4
20°	1191.9	1174.6	1168.2	1153.6	1150.8	1144.4	1149.0	1164.5	1182.8	1196.5	1210.2
22.5°	1134.4	1116.1	1097.8	1080.5	1066.8	1058.6	1066.8	1076.8	1083.2	1094.2	1097.8
25°	1090.5	1060.4	1034.8	1007.4	992.8	985.5	984.6	983.7	978.2	976.4	976.4
27.5°	1055.8	1020.2	981.9	951.7	931.6	917.9	902.4	891.4	877.7	859.5	850.3
30°	1026.6	988.2	946.2	910.6	885.0	858.5	826.6	801.9	777.3	755.3	736.2
32.5°	1000.1	960.8	919.7	882.3	838.5	792.8	752.6	723.4	680.4	651.2	626.6
35°	980.0	940.8	902.4	853.1	792.8	734.3	682.3	639.3	595.5	557.1	524.3
37.5°	965.4	932.5	891.4	824.8	748.9	678.6	623.8	572.7	520.6	468.5	427.4
40°	960.8	932.5	880.5	793.7	706.9	631.1	568.1	505.1	447.5	391.8	349.8
42.5°	963.6	933.4	863.1	766.3	672.2	590.0	518.8	445.7	377.2	317.8	275.8
45°	973.6	933.4	844.8	736.2	640.3	552.6	467.6	380.9	301.4	253.9	235.6
47.5°	1003.8	939.8	830.2	714.2	611.9	511.5	410.1	311.5	243.9	223.8	223.8
50°	1050.4	959.0	828.4	697.8	580.0	464.0	338.9	245.7	215.6	214.6	220.1
52.5°	1129.8	992.8	837.5	686.8	546.2	400.0	264.0	211.9	205.5	211.0	219.2
55°	1284.2	1052.2	850.3	666.7	489.6	313.3	216.5	200.9	203.7	210.1	217.4
57.5°	1566.4	1171.8	864.0	623.8	396.4	237.5	196.4	197.3	201.9	208.2	214.6
60°	1760.9	1319.8	891.4	551.7	295.0	196.4	188.2	195.5	200.9	205.5	211.0
62.5°	1777.4	1373.7	911.5	470.4	219.2	179.0	180.8	191.8	199.1	200.9	203.7
65°	1678.7	1304.3	854.0	388.2	181.8	169.9	176.3	186.3	193.6	194.5	197.3
67.5°	1463.2	1159.0	728.9	295.0	166.2	163.5	170.8	177.2	182.7	187.2	190.9
70°	1133.5	946.2	586.4	229.3	154.4	153.4	159.8	167.1	172.6	177.2	182.7
72.5°	597.3	672.2	436.6	183.6	141.6	142.5	148.9	155.3	158.9	163.5	169.0
75°	185.4	285.0	269.4	147.0	126.0	129.7	133.3	138.8	145.2	148.0	150.7
77.5°	109.6	116.0	140.7	115.1	109.6	112.3	116.9	121.5	126.0	129.7	132.4
80°	88.6	90.4	91.3	91.3	91.3	95.0	98.6	105.0	108.7	110.5	111.4
82.5°	69.4	74.0	74.9	73.1	75.8	79.5	81.3	84.9	85.9	87.7	89.5
85°	57.5	56.6	58.5	59.4	55.7	55.7	53.9	53.9	57.5	63.9	64.8
87.5°	44.8	39.3	32.0	30.1	28.3	26.5	24.7	24.7	25.6	29.2	32.0
90°	0.0	0.0	0.0	0.0	0.0	0.0	0.0	0.0	0.0	0.0	0.0



REPORT NUMBER: P141239

CATALOG NUMBER: ECM-E03-LED-E1-SL4-7030

CANDELA DISTRIBUTION (continued):

	160°	165°	170°	175°	180°
0°	1571.9	1571.9	1571.9	1571.9	1571.9
2.5°	1575.5	1574.6	1576.4	1579.2	1577.4
5°	1564.6	1564.6	1568.2	1571.0	1569.1
7.5°	1542.6	1543.6	1549.0	1552.7	1550.9
10°	1507.9	1509.8	1516.2	1521.6	1524.4
12.5°	1455.9	1462.3	1470.5	1476.0	1476.0
15°	1390.1	1400.2	1409.3	1417.5	1413.0
17.5°	1315.2	1327.1	1339.0	1343.5	1339.0
20°	1224.8	1225.7	1233.0	1237.6	1235.8
22.5°	1101.5	1097.8	1101.5	1103.3	1106.1
25°	975.5	969.1	965.4	970.9	973.6
27.5°	846.7	837.5	840.3	833.9	826.6
30°	721.5	713.3	703.3	700.5	705.1
32.5°	611.0	590.0	581.8	566.3	572.7
35°	494.1	473.1	453.0	447.5	443.9
37.5°	398.2	372.6	348.0	339.8	337.9
40°	311.5	290.4	274.0	269.4	267.6
42.5°	253.0	243.9	241.1	241.1	242.0
45°	231.1	232.0	234.7	236.6	237.5
47.5°	226.5	230.2	233.8	237.5	238.4
50°	226.5	229.3	232.0	235.6	236.6
52.5°	224.7	227.4	228.3	230.2	232.0
55°	222.9	223.8	223.8	224.7	226.5
57.5°	218.3	219.2	217.4	218.3	221.9
60°	213.7	214.6	212.8	214.6	215.6
62.5°	207.3	207.3	206.4	207.3	208.2
65°	200.0	197.3	199.1	198.2	199.1
67.5°	190.9	187.2	186.3	186.3	187.2
70°	178.1	175.4	174.4	176.3	178.1
72.5°	162.6	164.4	167.1	169.9	174.4
75°	151.6	154.4	158.0	167.1	173.5
77.5°	136.1	135.2	138.8	148.9	158.0
80°	113.3	114.2	113.3	116.0	117.8
82.5°	86.8	85.9	83.1	83.1	81.3
85°	61.2	58.5	54.8	53.9	53.0
87.5°	31.1	32.9	30.1	27.4	27.4
90°	0.0	0.0	0.0	0.0	0.0

(END OF REPORT)